




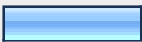
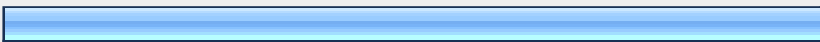






GTAC Membership Satisfaction Survey




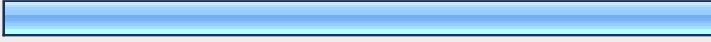
1. Do you have a national ASTD membership?			Response Percent	Response Count
Yes			47.4%	18
No			52.6%	20
			<i>answered question</i>	38
			<i>skipped question</i>	0

2. Are you a member of GTAC-ASTD? (the Toledo area ASTD chapter)?			Response Percent	Response Count
Yes			71.1%	27
No			28.9%	11
			<i>answered question</i>	38
			<i>skipped question</i>	0


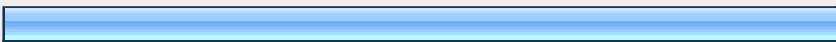



3. If not a current member of the GTAC-ASTD, please indicate reason(s) why: (check all that apply)

		Response Percent	Response Count
membership fee is too high		18.2%	2
no longer in the training & development field		9.1%	1
employer no longer pays dues		54.5%	6
employer does not allow time for involvement in professional groups		9.1%	1
do not see value in joining		27.3%	3
do not have the time		18.2%	2
other		36.4%	4
If you selected "Other" please specify			5
answered question			11
skipped question			27







4. Which membership(s) does your employer pay for?

		Response Percent	Response Count
ASTD only		13.2%	5
GTAC-ASTD only		18.4%	7
both		21.1%	8
none		47.4%	18
		answered question	38
		skipped question	0





5. Please indicate which professional organizations you currently belong to: (check all that apply)

		Response Percent	Response Count
SHRM		83.3%	15
TAHRA		55.6%	10
GLODN		33.3%	6
ISPI		11.1%	2
ODN		5.6%	1
ASQ		0.0%	0
		Other (please specify)	7
		answered question	18
		skipped question	20

6. How many years have you had Training & Development responsibilities?

		Response Percent	Response Count
less than one		10.5%	4
1-3		7.9%	3
4-6		10.5%	4
7-10		13.2%	5
11-15		15.8%	6
more than 15		42.1%	16
		answered question	38
		skipped question	0

7. What percentage of your job consists of training & development?

		Response Percent	Response Count
less than 10%		13.2%	5
10-30%		18.4%	7
40-60%		18.4%	7
70-100%		50.0%	19
		answered question	38
		skipped question	0















8. Please indicate the importance of the benefits of membership in a local professional training organization such as the GTAC-ASTD.

	Very Important	Somewhat Important	Not Important	Response Count
Professional Development/ High Quality Educational Programs	81.6% (31)	18.4% (7)	0.0% (0)	38
Networking Opportunities	78.9% (30)	21.1% (8)	0.0% (0)	38
Learning from Professional Colleagues	94.7% (36)	5.3% (2)	0.0% (0)	38
Social Interaction	44.7% (17)	50.0% (19)	5.3% (2)	38
Membership Directory	13.2% (5)	71.1% (27)	15.8% (6)	38
Career Assistance/Job Referral Services	36.8% (14)	44.7% (17)	18.4% (7)	38
Chapter Newsletter	7.9% (3)	81.6% (31)	10.5% (4)	38
Volunteer Opportunities	15.8% (6)	60.5% (23)	23.7% (9)	38
Professional Resources, i.e. chapter website	52.6% (20)	44.7% (17)	2.6% (1)	38
Local/Regional Training Conferences	47.4% (18)	50.0% (19)	2.6% (1)	38
Other	0.0% (0)	0.0% (0)	100.0% (1)	1
			If you selected "Other" please specify:	0
	answered question			38
	skipped question			0









9. Please rate the GTAC-ASTD in providing these benefits over the last three years.

	Excellent	Good	Fair	Poor	Response Count
Professional Development/ High Quality Educational Programs	33.3% (12)	61.1% (22)	5.6% (2)	0.0% (0)	36
Networking Opportunities	41.7% (15)	38.9% (14)	16.7% (6)	2.8% (1)	36
Learning from Professional Colleagues	38.9% (14)	47.2% (17)	11.1% (4)	2.8% (1)	36
Social Interaction	19.4% (7)	63.9% (23)	16.7% (6)	0.0% (0)	36
Membership Directory	11.4% (4)	74.3% (26)	14.3% (5)	0.0% (0)	35
Career Assistance/Job Referral Services	3.1% (1)	31.3% (10)	43.8% (14)	21.9% (7)	32
Chapter Newsletter	20.0% (7)	62.9% (22)	14.3% (5)	2.9% (1)	35
Volunteer Opportunities	26.5% (9)	55.9% (19)	14.7% (5)	2.9% (1)	34
Professional Resources, i.e. chapter website	29.4% (10)	47.1% (16)	23.5% (8)	0.0% (0)	34
Local/Regional Training Conferences	11.4% (4)	40.0% (14)	37.1% (13)	11.4% (4)	35
Other	100.0% (1)	0.0% (0)	0.0% (0)	0.0% (0)	1
				If you selected "Other" please specify	2
				answered question	37
				skipped question	1

10. Which topics would you like to see covered at regular program meetings?

		Response Percent	Response Count
Business & Management		36.8%	14
Career Development & Talent Management		57.9%	22
Consulting		36.8%	14
E-Learning		57.9%	22
Human Performance Improvement		50.0%	19
Instructional Design		57.9%	22
Knowledge Management		39.5%	15
Leadership Development		55.3%	21
Managing the Learning Function		28.9%	11
Measurement, Evaluation & ROI		47.4%	18
Organization Development		52.6%	20
Training Delivery		50.0%	19
Training Basics		26.3%	10
Training Technology		55.3%	21
Other		0.0%	0
If you selected "Other" please specify:			1
answered question			38
skipped question			0

11. What level of volunteer involvement would you be interested in?

		Response Percent	Response Count
board member		23.5%	8
program committee		23.5%	8
marketing committee		23.5%	8
web site management		2.9%	1
newsletter		11.8%	4
special projects		29.4%	10
meeting hospitality		17.6%	6
not interested in volunteer involvement		35.3%	12
		<i>answered question</i>	34
		<i>skipped question</i>	4






12. What would be your preference for regular program meetings?

		Response Percent	Response Count
breakfast (7:30 am)		23.7%	9
appetizer (4:00 pm)		23.7%	9
early morning – no meal		7.9%	3
late afternoon – no meal		13.2%	5
no preference		31.6%	12
		<i>answered question</i>	38
		<i>skipped question</i>	0

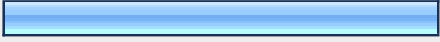



13. What days are most convenient for you to attend program meetings? (mark all that apply)

		Response Percent	Response Count
Tuesday		10.5%	4
Wednesday		26.3%	10
Thursday		26.3%	10
no preference		57.9%	22
		<i>answered question</i>	38
		<i>skipped question</i>	0

14. What are the best weeks of the month for you to attend program meetings? (mark all that apply)

		Response Percent	Response Count
1st		5.4%	2
2nd		13.5%	5
3rd		13.5%	5
4th		5.4%	2
no preference		75.7%	28
		answered question	37
		skipped question	1

15. Which location would you prefer for program meetings?

		Response Percent	Response Count
Brandywine Country Club		28.9%	11
Hilton Garden Inn – Levis Commons		15.8%	6
No preference		50.0%	19
Other		5.3%	2
		Other (please specify)	3
		answered question	38
		skipped question	0





16. What payment method do you prefer for General Meetings?			Response Percent	Response Count
Cash at door			0.0%	0
Check at door			52.6%	20
No preference			34.2%	13
Pre-pay by credit card via Internet (answer next question)			13.2%	5
		<i>answered question</i>		38
		<i>skipped question</i>		0

17. If you selected the "pay by credit card" option, would you be willing to pay a small increase in meeting costs for the convenience of a pay by credit card option?			Response Percent	Response Count
Yes, I would be willing to pay a small increase			46.2%	6
No, I would not be willing to pay a small increase			53.8%	7
		<i>answered question</i>		13
		<i>skipped question</i>		25

18. Please share any other comments or suggestions that might help us improve the programs or member services of the GTAC-ASTD:

		Response Count
		11
<i>answered question</i>		11
<i>skipped question</i>		27

19. Contact information Please provide your name and contact information if you would like to be included in the prize drawing. Individual responses will be kept confidential and the names will used for purposes of the drawing only.

		Response Percent	Response Count
Name		100.0%	29
Company		93.1%	27
Phone number		89.7%	26
Email address		93.1%	27
<i>answered question</i>			29
<i>skipped question</i>			9